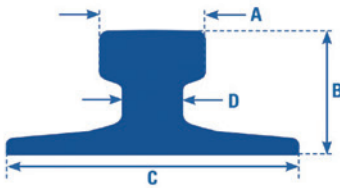


The tables below illustrate the range of the more commonly used rails we hold in our stocks but a wider variety can be supplied - please speak to our sales team for further details.

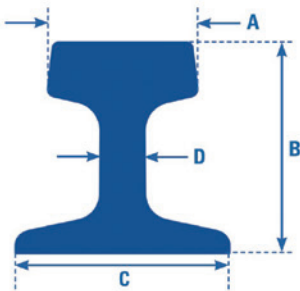
We are also able to provide a full range of fastenings and fixing methods for all rails, including fishplates, fishbolts, rail clips, pads etc., together with workshop facilities to cater for cutting and drilling requirements.

## 'A' Section Crane Rails



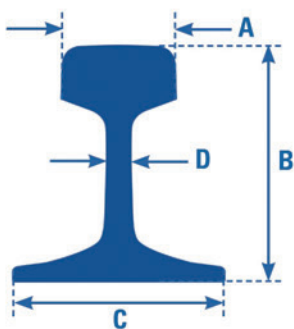
Section	Weight kg/m	A	B	C	D
A45	22.1	45	55	125	24
A55	31.8	55	65	150	31
A65	43.1	65	75	175	38
A75	56.2	75	85	200	45
A100	74.3	100	95	200	60
A120	100.0	120	105	220	72
A150	150.3	150	150	220	80

## CR/MRS Type Crane Rails

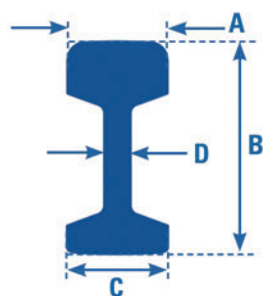


Section	Weight kg/m	A	B	C	D
CR104	51.59	63.5	127.0	127.0	25.4
CR105	52.09	65.1	131.8	131.8	23.8
CR135	66.97	87.3	146.0	131.8	31.8
CR171	84.82	109.2	152.4	152.4	31.8
CR175	86.80	108.0	152.4	152.4	38.1
MRS86	85.50	102.0	102.0	165.0	80.3
MRS87A	86.80	101.6	152.4	152.4	34.9

## Flat Bottom Track Rail



Section	Weight kg/m	A	B	C	D
S10	10.00	32.00	70.00	58.00	6.00
S14	14.00	38.00	80.00	70.00	9.00
35 BSM	17.39	42.86	80.96	76.20	9.13
S18	18.30	43.00	93.00	82.00	10.00
S20	19.80	44.00	100.00	82.00	10.00
40 ASCE	20.09	47.63	88.90	88.90	9.92
50 OBS	24.83	52.39	100.01	100.01	10.32
S30	30.03	60.30	108.00	108.00	12.30
S33	33.47	58.00	134.00	105.00	11.00
39E1	39.76	63.50	133.35	117.47	13.10
80 ASCE	39.87	63.50	127.00	127.00	13.89
41E1	41.30	67.00	138.00	125.00	12.00
45E1	45.10	66.67	142.88	127.00	13.89
49E1	49.39	67.00	149.00	125.00	14.00
56E1	56.27	69.85	158.75	140.00	20.00
60E2	60.03	72.00	172.00	150.00	16.50



## Bull Head Track Rail

Section	Weight kg/m	A	B	C	D
95R	47.07	69.85	145.26	69.85	19.05